

# CITY PROFILE

## Madison, Wisconsin Mayor – David Cieslewicz

**Population (MSA):** 537,039

**Population (City):** 218,432

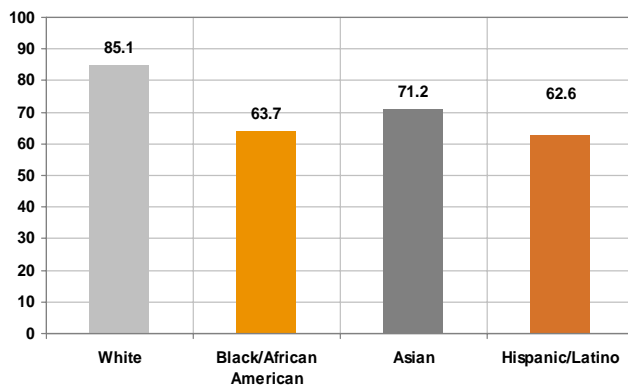
### Population by Race and Ethnicity (City):

White	84%
Black or African American	5.8%
American Indian, Alaska Native, Native Hawaiian, and Other Pacific Islander	0.4%
Asian	5.8%
Persons of Hispanic or Latino origin	4.1%
Persons reporting some other race	1.7%

**Total number of women aged 13-44:** 114,050

**Women needing contraceptive services and supplies:** 65,790

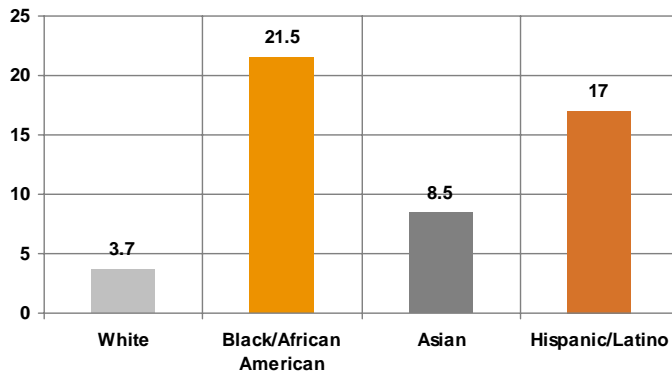
### Share of mothers that received adequate prenatal care by Race and Ethnicity



Infant mortality, rate per 1,000 live births <sup>a)</sup>	6.0
Low-birth weight	ND
Maternal mortality, count	4

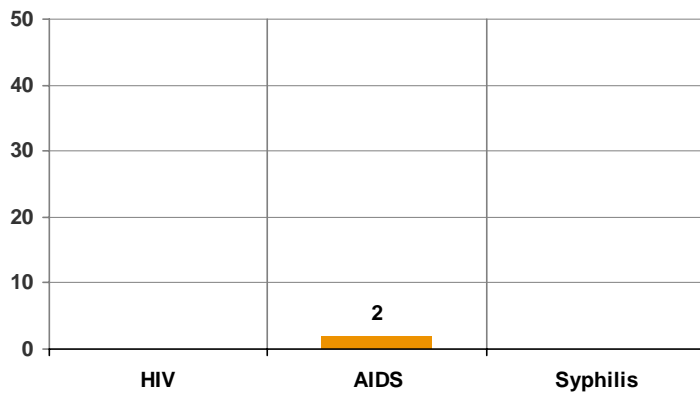
## Madison, Wisconsin

### Percent of births to teenage mothers by Race and Ethnicity



Cervical cancer, rate per 100,000 <sup>b)</sup>	4.5
Percent of women receiving regular Pap testing in Wisconsin <sup>c)</sup>	86%

### Sexually Transmitted Infections, rate per 100,000 <sup>c)</sup>



Chlamydia	ND
Gonorrhea	ND

a) Infant mortality data from US Census Bureau, State and Metropolitan Area Data Book: 2006, Births, Deaths, Infant Deaths.  
 b) National Cancer Institute Surveillance, Epidemiology, and End Results Program (NCI Seer Program). Cervical cancer incidence rates per 100,000 for U.S. counties, 2000-2004.  
 c) The Henry J. Kaiser Family Foundation. StateHealthFacts. Percent of women age 18 and older who report having a pap smear within the last three years, 2006.  
 d) HIV, Syphilis, Chlamydia and Gonorrhea data not available. AIDS data from the Department of Health and Human Services, Centers for Disease Control and Prevention. The HIV/AIDS Surveillance Report, Annual rates per 100,000 population, 2004/2005.  
 For more information about all sources please see Resources section.