

CITY PROFILE

Los Angeles, California Mayor – Antonio R. Villaraigosa

Population (MD): 9,935,475

Population (City): 3,819,951

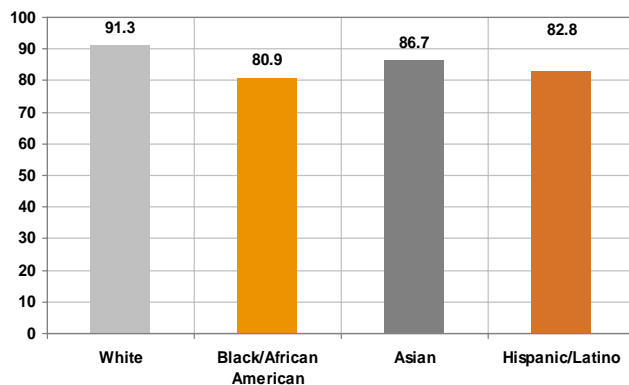
Population by Race and Ethnicity (City):

White	46.9%
Black or African American	11.2%
American Indian, Alaska Native, Native Hawaiian, and Other Pacific Islander	1%
Asian	10%
Persons of Hispanic or Latino origin	46.5%
Persons reporting some other race	25.7%

Total number of women aged 13-44: 2,390,750

Women needing contraceptive services and supplies: 1,284,060

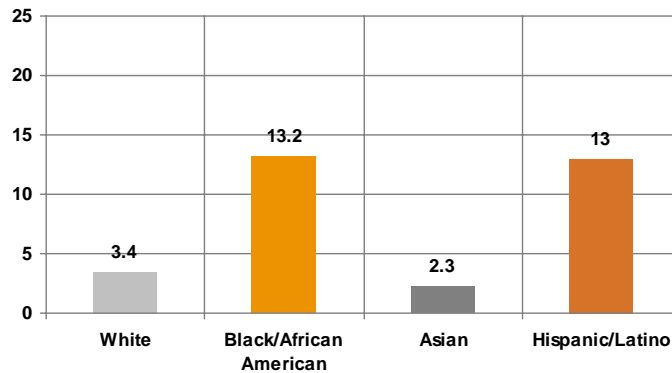
Share of mothers that received adequate prenatal care by Race and Ethnicity



Infant mortality, rate per 1,000 live births	5.5
Low-birth weight	7.2%
Maternal mortality, count	64

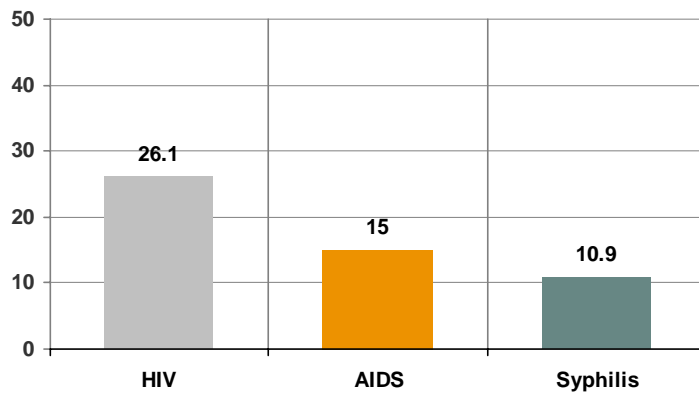
Los Angeles, California

Percent of births to teenage mothers by Race and Ethnicity



Cervical cancer, rate per 100,000 ^{a)}	11.2
Percent of women receiving regular Pap testing ^{b)}	83.7%

Sexually Transmitted Infections, rate per 100,000



Chlamydia	382.9
Gonorrhea	109.9

a) National Cancer Institute Surveillance, Epidemiology, and End Results Program (NCI Seer Program). Cervical cancer incidence rates per 100,000 for U.S. counties, 2000-2004.

b) Department of Health and Human Services, Centers for Disease Control and Prevention. Selected Metropolitan/Micropolitan Area Risk Trends (SMART). Percent of women aged 18 and older who have had a pap test within the past three years, 2006.
For more information about all sources please see Resources section.