

CITY PROFILE

Columbus, Ohio Mayor – Michael Coleman

Population (MSA): 1,708,625

Population (City): 728,432

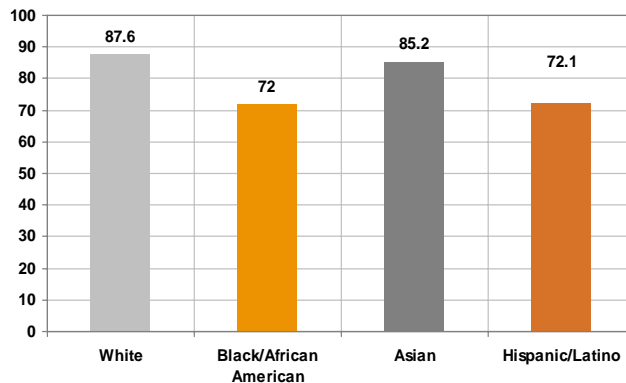
Population by Race and Ethnicity City:

White	67.9%
Black or African American	24.5%
American Indian, Alaska Native, Native Hawaiian, and Other Pacific Islander	0.4%
Asian	3.4%
Persons of Hispanic or Latino origin	2.5%
Persons reporting some other race	1.2%

Total number of women aged 13-44: 271,150

Women needing contraceptive services and supplies: 153,740

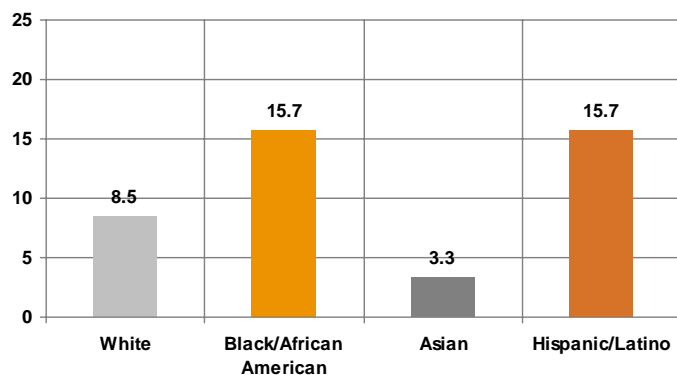
Share of mothers that received adequate prenatal care by Race and Ethnicity



Infant mortality, rate per 1,000 live births	9.8
Low-birth weight	9.8%
Maternal mortality, count	8

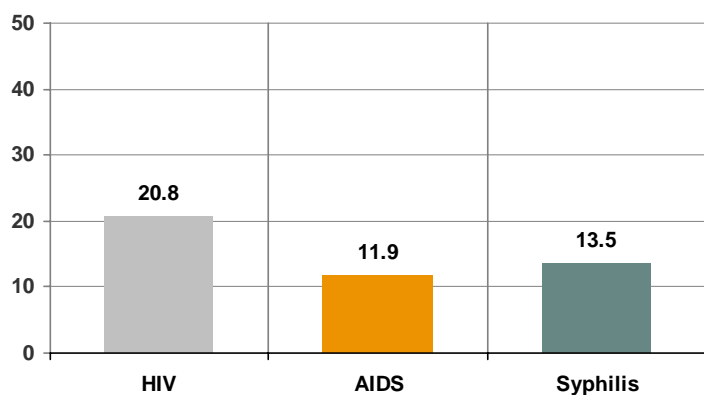
Columbus, Ohio

Percent of births to teenage mothers by Race and Ethnicity



Cervical cancer, incidence rate per 100,000 ^{a)}	7.8
Percent of women receiving regular Pap testing ^{b)}	ND

Sexually Transmitted Infections, rate per 100,000



Chlamydia	589.2
Gonorrhea	293.3

a) National Cancer Institute Surveillance, Epidemiology, and End Results Program (NCI Seer Program). Cervical cancer incidence rates per 100,000 for U.S. counties, 2000-2004.

b) Pap testing data not available.

For more information about all sources please see Resources section.