

CITY PROFILE

Chicago, Illinois Mayor – Richard Daley

Population (MD): 7,882,729

Population (City): 2,869,121

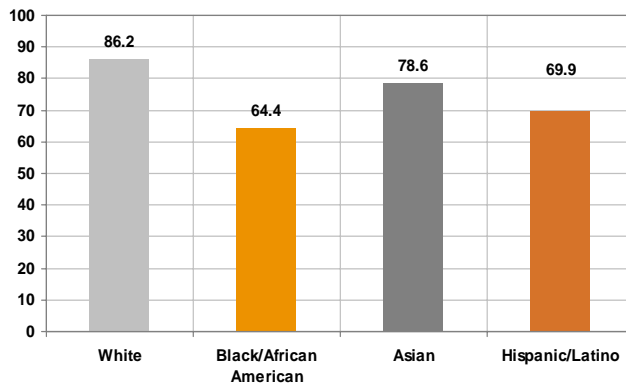
Population by Race and Ethnicity (City):

White	42%
Black or African American	36.8%
American Indian, Alaska Native, Native Hawaiian, and Other Pacific Islander	0.5%
Asian	4.3%
Persons of Hispanic or Latino origin	26%
Persons reporting some other race	13.6%

Total number of women aged 13-44: 1,272,030

Women needing contraceptive services and supplies: 709,830

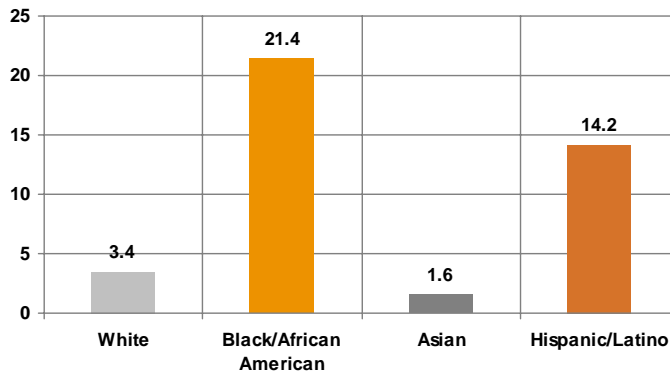
Share of mothers that received adequate prenatal care by Race and Ethnicity



Infant mortality, rate per 1,000 live births	10
Low-birth weight	10.1%
Maternal mortality, count	34

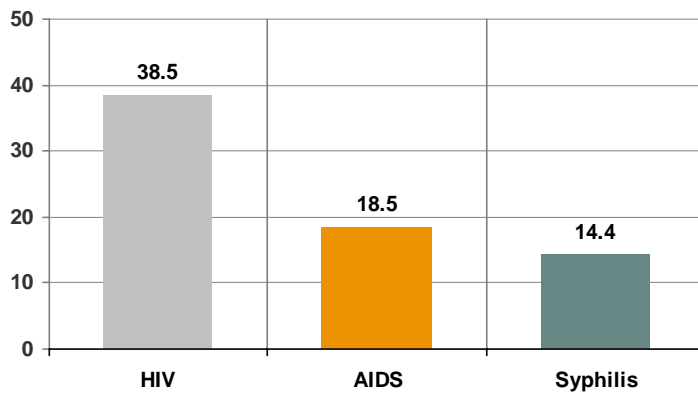
Chicago, Illinois

Percent of births to teenage mothers by Race and Ethnicity



Cervical cancer, rate per 100,000 in Illinois ^{a)}	9.3
Percent of women receiving regular Pap testing ^{b)}	84.1%

Sexually Transmitted Infections, rate per 100,000 ^{c)}



Chlamydia	789.2
Gonorrhea	341.5

a) The Henry J. Kaiser Family Foundation. StateHealthFacts. Cervical Cancer Incidence Rate per 100,000 Women, 2003.

b) Department of Health and Human Services, Centers for Disease Control and Prevention. Selected Metropolitan/Micropolitan Area Risk Trends (SMART). Percent of women aged 18 and older who have had a pap test within the past three years, 2006.

c) AIDS data from the Department of Health and Human Services, Centers for Disease Control and Prevention. The HIV/AIDS Surveillance Report, Annual rates per 100,000 population, 2004/2005.

For more information about all sources please see Resources section.